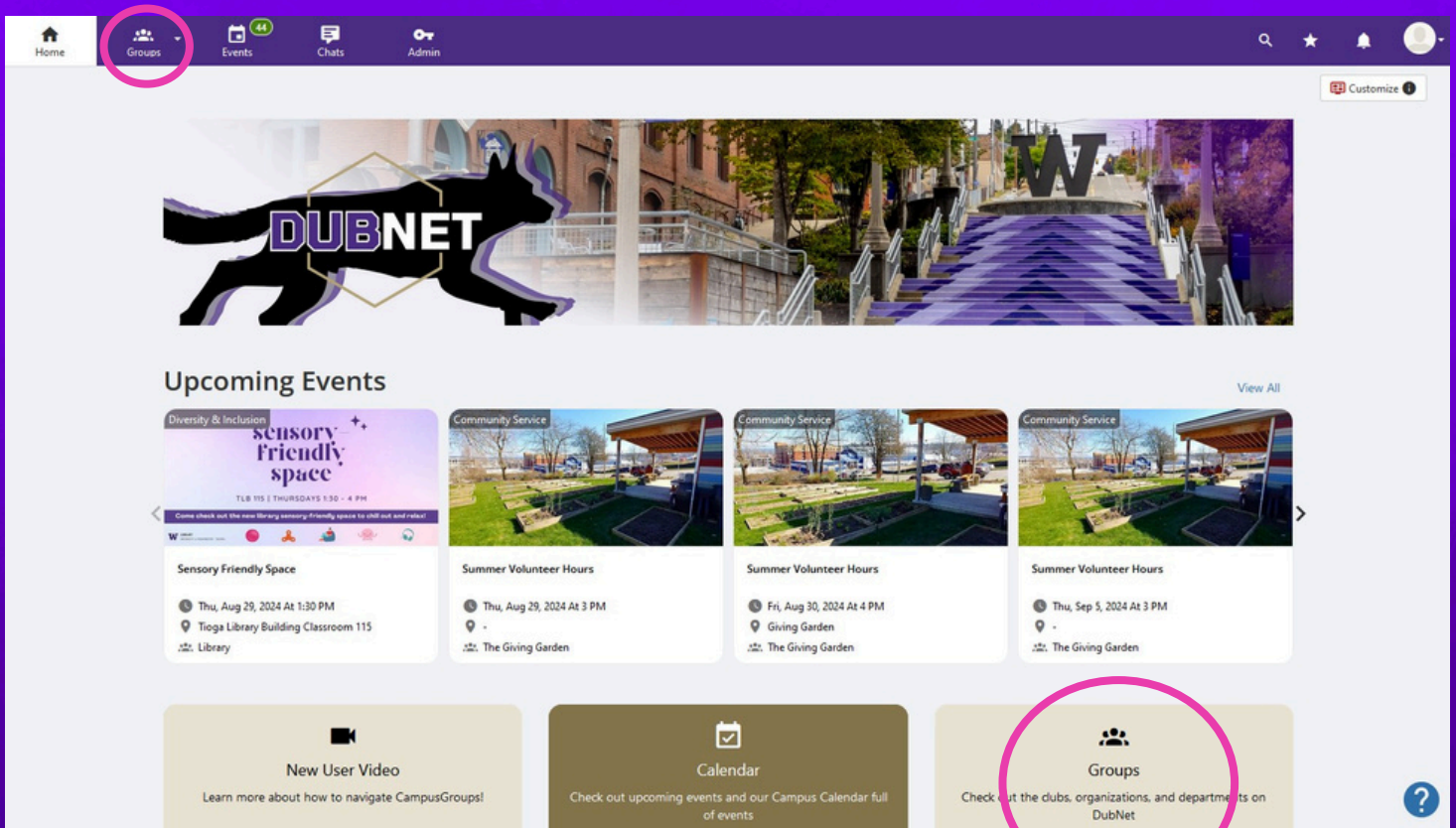


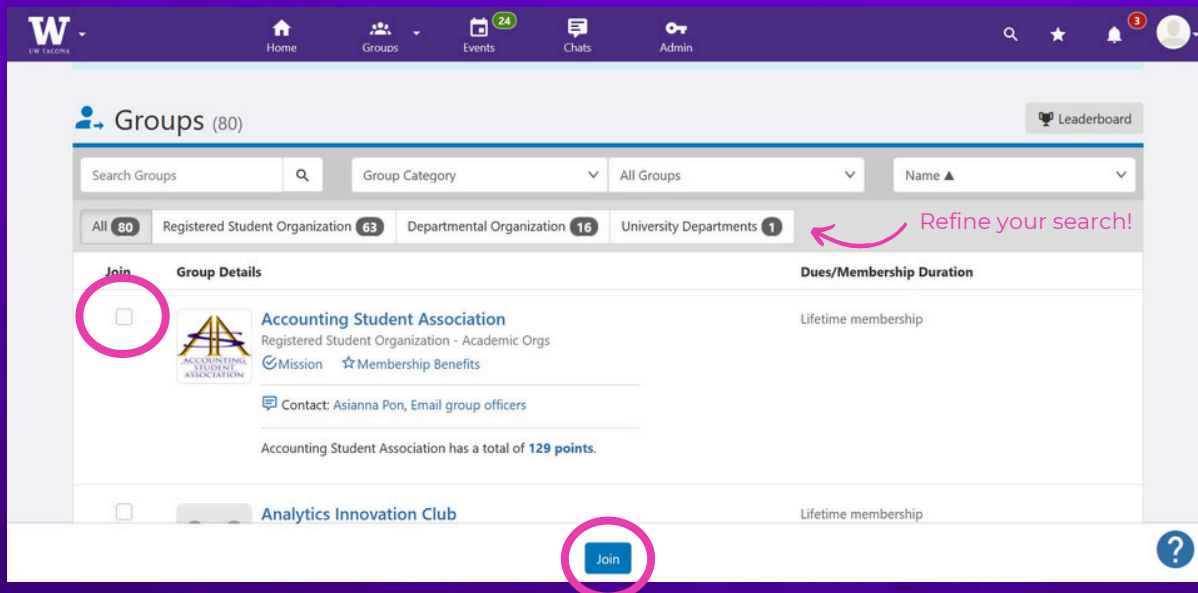
How to Join Groups on DUBNET



When you first log onto DubNet, you'll see the Home Page. This page has several useful links to resources on campus, as well as features offered by DubNet to help you get involved. To see the full list of groups available for you to join on DubNet, select the Groups option from the Home Page. Then select the blue button that says, "All Groups."

How to Join Groups on DUB_{NET}

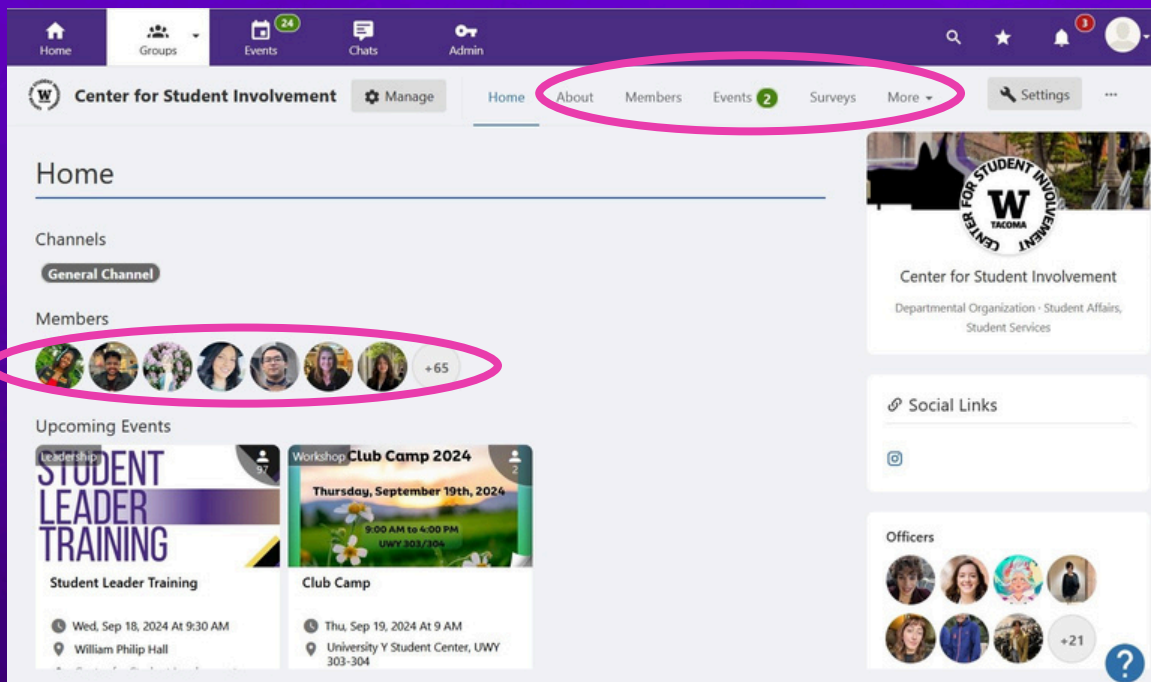
The entire list of groups you can join is hosted on this page. These groups include student-led RSOs, student centers and departments on campus, and resources available to students. You can filter the groups you see by using the gray bar across the top of the page.



To join a group, simply select the checkbox to the left of the group name and click the blue Join button at the bottom of the screen.

How to Join Groups on DUB_{NET}

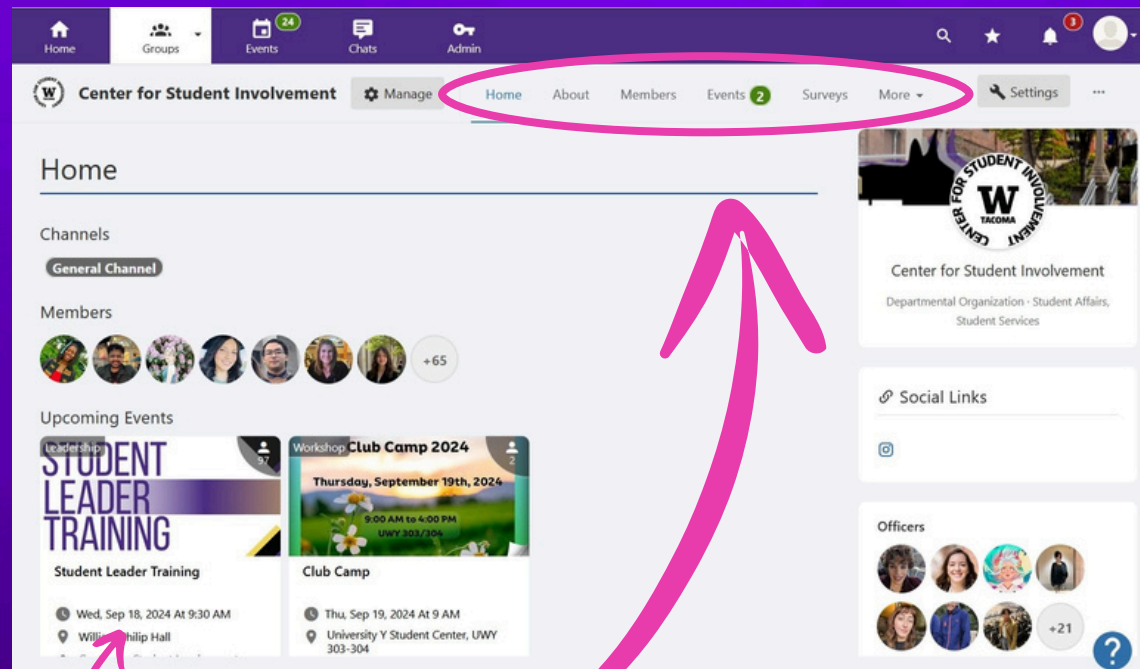
Here is an example of the home page of a group after you've joined. Each group will use their home page a little differently, but you can explore all the tabs along the top of the group home page to see what the group has to offer you.



The group home page also often displays the current members of the group. You can see who else is involved in this group, and you can even use the chat feature to message members directly. Joining groups is a great way to make friends!

How to Join Groups on DUBNET

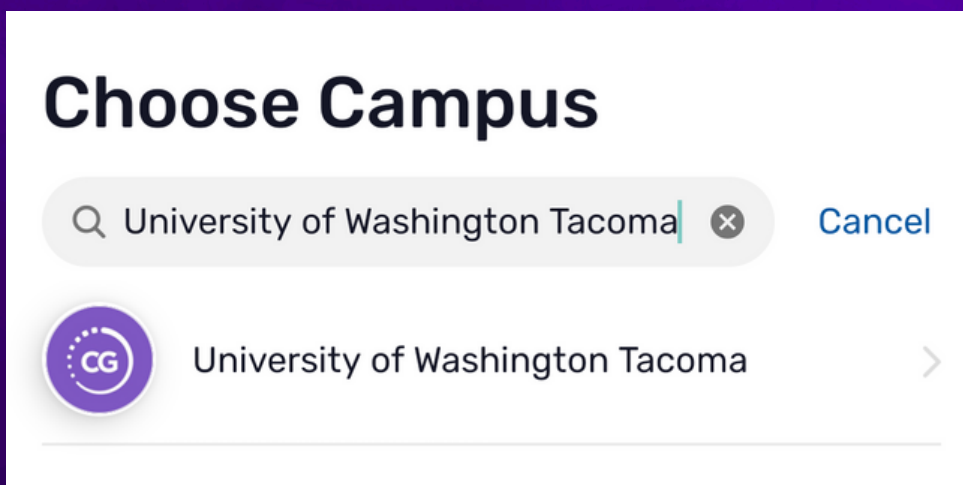
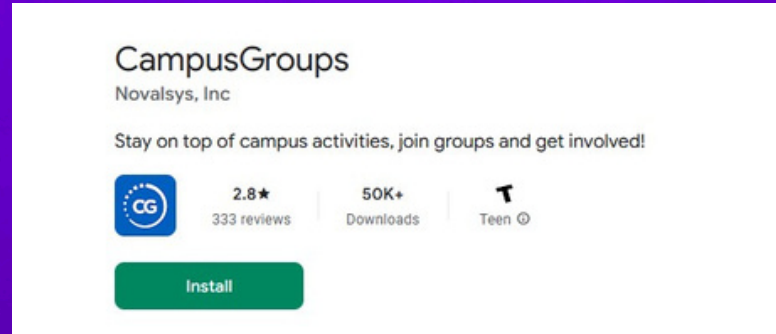
Here is an example of the home page of a group after you've joined. Each group will use their home page a little differently, but you can explore all the tabs along the top of the group home page to see what the group has to offer you.



Group home pages also display the upcoming events that the group is hosting. You can access the event page for more details using either the Upcoming Events section of the home page or the Events tab across the top of the page.

How to Join Groups on DUBNET

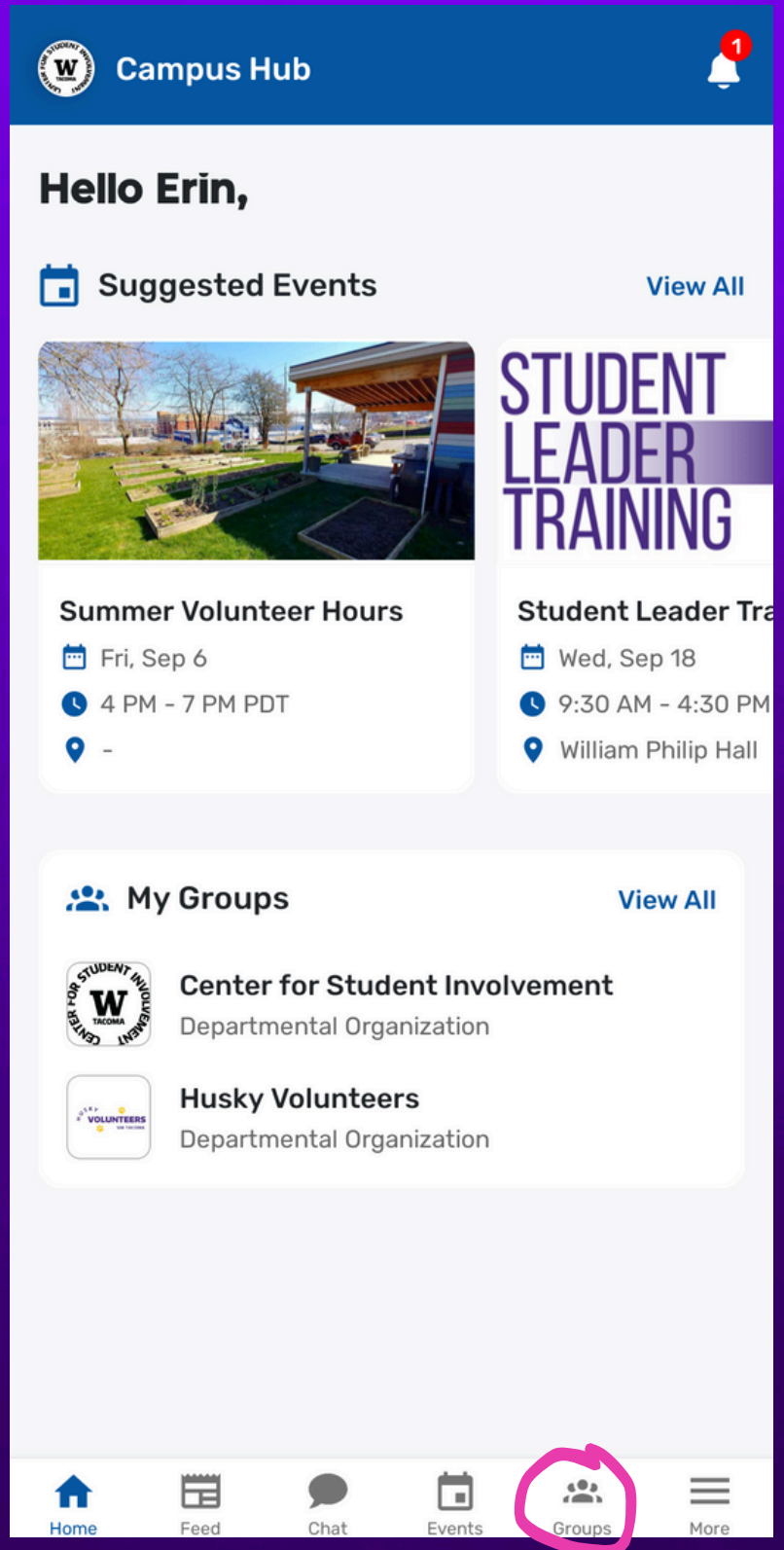
Don't forget there's an app as well! Download the CampusGroups app from the app store and select the University of Washington Tacoma campus from the list of universities.



You'll need to log in with your UW email, but once you're logged in, you can check into events using your camera through the app. No more 2 Factor Authentication!

How to Join Groups on DUB_{NET}

Once you've logged in, you'll be taken to the home page. It will show you your groups and upcoming events. Use the Groups button on the bottom of the screen to find new groups to join!



How to Join Groups on DUB_{NET}

← Discover Groups

Q Search Groups

Search by Category

[View All](#)

 Career Development  Identity & Culture  Publication

All Groups



Accounting Student Association

Registered Student Organization
166 members

Academic Orgs

Join



Analytics Innovation Club

Registered Student Organization
12 members

Academic Orgs

Join



Associated Student of University of Washington Tacoma

Departmental Organization
8 members

Join

← Identity & Culture

Q Search Groups



Black Student Union

Registered Student Organization
64 members

Identity & Culture

Join



Filipino-American Student Association

Registered Student Organization
69 members

Identity & Culture

Join



Frontier Club

Registered Student Organization
1 member

Identity & Culture

Join



Latinx Student Union

Registered Student Organization
37 members

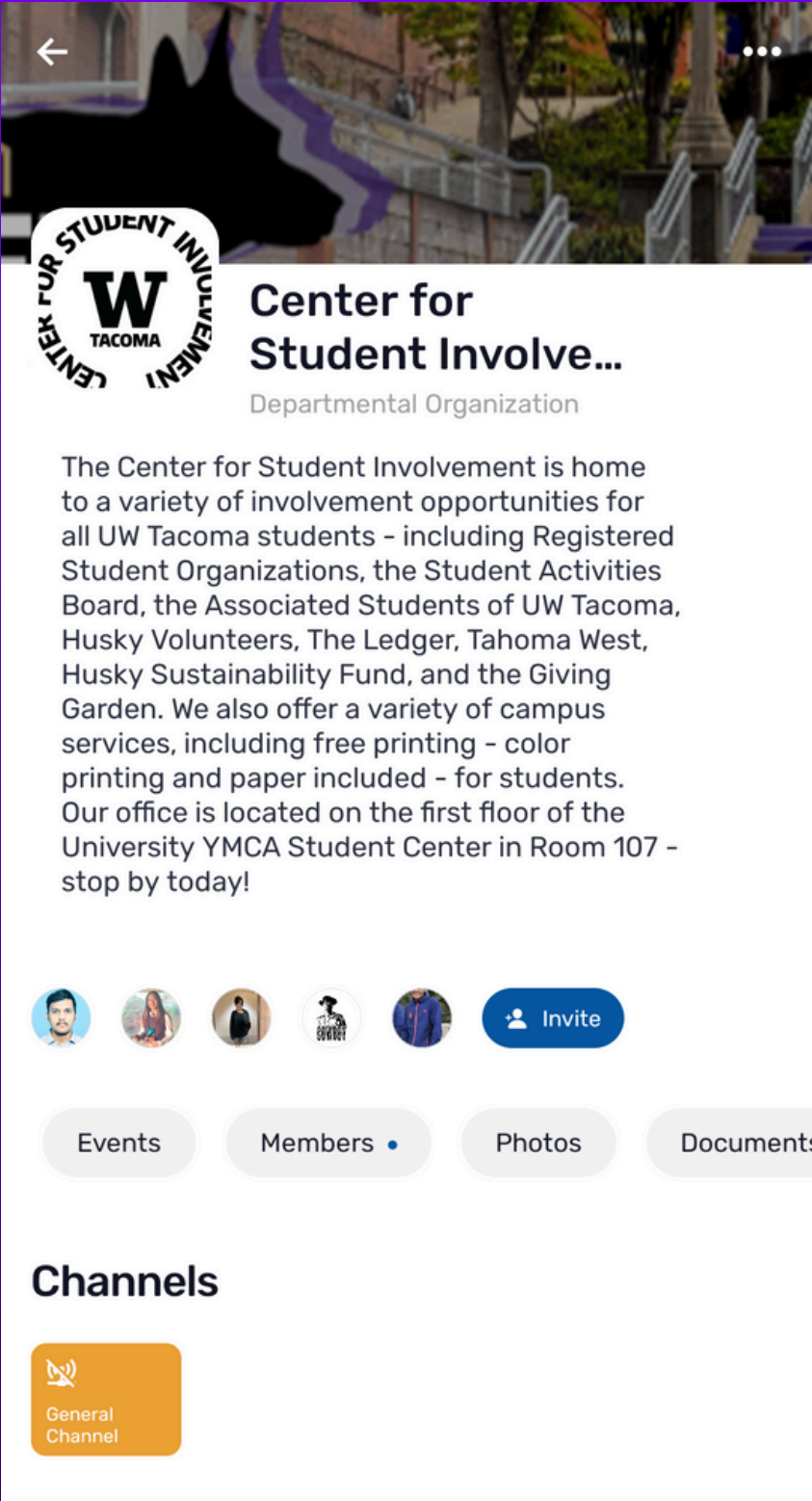
Identity & Culture

Join

Select Discover Groups to search all the groups that are available to join at UW Tacoma. You can search by the name of the group or by selecting a category from the list.

How to Join Groups on DUBNET

Once you've joined a group, you can go to their homepage where you can see the events they have coming up and the other members of the group you can connect with!



The screenshot shows a group page for the "Center for Student Involvement" on DUBNET. The page features a header with a back arrow, a profile picture of a black silhouette of a husky, and the group's logo: a circular emblem with "W TACOMA" in the center and "CENTER FOR STUDENT INVOLVEMENT" around the perimeter. The group name "Center for Student Involvement" is displayed in large text, followed by "Departmental Organization". A detailed description of the center's activities and services is provided. Below the text, there are five member profile pictures and an "Invite" button. At the bottom, there are tabs for "Events", "Members", "Photos", and "Documents", and a "Channels" section with a "General Channel" button.

Center for Student Involvement
Departmental Organization

The Center for Student Involvement is home to a variety of involvement opportunities for all UW Tacoma students - including Registered Student Organizations, the Student Activities Board, the Associated Students of UW Tacoma, Husky Volunteers, The Ledger, Tahoma West, Husky Sustainability Fund, and the Giving Garden. We also offer a variety of campus services, including free printing - color printing and paper included - for students. Our office is located on the first floor of the University YMCA Student Center in Room 107 - stop by today!

Invite

Events Members Photos Documents

Channels
General Channel